



Technology with Vision

HELLA Mining HypaLUME® HEAVY DUTY LED FLOOD LIGHT





Introducing the revolutionary HypaLUME® – the first high output LED flood light designed specifically for mining

HELLA is proud to introduce its revolutionary HypaLUME® LED Flood Light, the first high output LED flood light designed specifically for mining. The HypaLUME® is suitable for both DC and AC applications. It has been designed to withstand the rigours of every demanding application by the HELLA Mining team.

By drawing on the award winning success of our mining LED work lights, latest technologies and materials, HELLA has produced a LED flood light for mining applications that will provide the most economical lighting solutions.

The HypaLUME® has been designed to excel in multiple applications, where high output LED lighting is required. 56 High Power LEDs produce more than 20,000 Lumens output – the LEDs are coupled with three specialised optical distributions, so all lighting applications are catered for.

The LEDs have a colour temperature of 5700K to provide a near daylight environment – ensuring high colour-rendering to assist with critical work tasks.

The LED driver electronics ensure light output remains stable over a wide range of voltage variations. The HypaLUME® is also protected from reverse polarity and short circuit faults.

The HypaLUME® consumes a mere 240W at 24VDC, ensuring a luminous efficacy close to 100 Lumens per Watt. It provides the equivalent usable light level of a 400W metal halide light fitting – for far less power consumption.

The specially designed LED driver board, moulded fins for heat dissipation and LED alignment ensure advanced thermal management, drawing heat away from the LEDs to maintain the extended life guarantee offered by HELLA Mining's class leading 5 year LED warranty.

The HypaLUME® is designed to operate over an extreme temperature range, ranging from -40°C to +50°C with no decrease in light output. A UV stable, high impact and chemical resistant, Grilamid lens protects the LEDs from environmental damage. A variety of bracket options are available including a Mobile Equipment Bracket, a Fixed Lighting Bracket, pole and cable suspension mounts, all with a wide range of aiming options.

PRODUCT FEATURES

In excess of 20,000 Lumens at all operating temperatures tested to LM-79-08

Sealed and tested to IP6K9K

Variety of bracket options including Mobile Equipment Bracket, Fixed Lighting Bracket, Pole and cable suspension mount interfaces – all with universal aiming ability

Input 18-52V DC, 280 Watts Max Power Draw

240W Nominal @ 24V to 52V

**Optional Universal Mains (100-240VAC & 50-60Hz) Input when combined with AC/DC converter

-40°C to +50°C operating temperature range

EMC approvals: ISO 13766, CE, C-tick, FCC CISPR25 Class 2 radiated emissions

Comes pre-wired with 1.8 Metres of high quality double insulated marine grade cable

Fully sealed LED requires no servicing

Non-stick and easy to clean surface coating

** AC/DC converter is considered a component which will be installed as part of a complete installation by a suitably qualified person. The final installation must be re-confirmed that EMC directives are still met in the respective country.

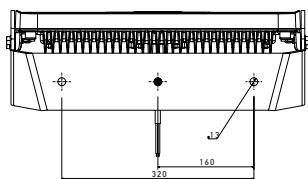
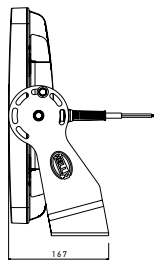
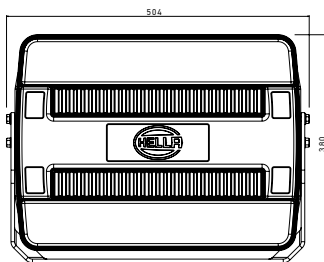


* Fitting only, mounting bracket will determine final value

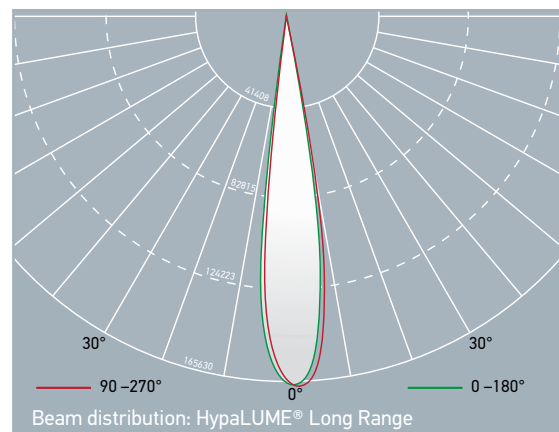
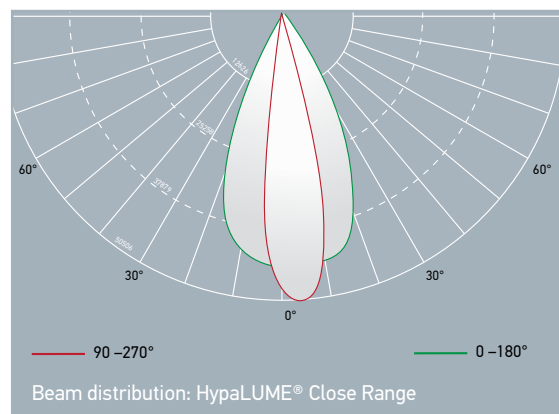
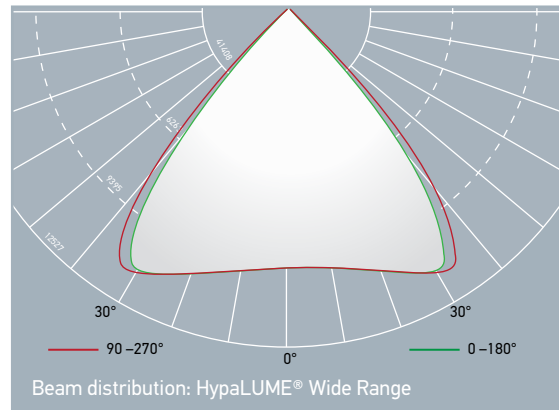


56 High Power LEDs produce more than 20,000 Lumens output, designed to operate economically for long periods in extreme environments... and backed by the HELLA Mining 5 Year LED Warranty

Part No.	Optic	Voltage	Bracket
HMF2000WMOB 011.872.011	Wide	18-52V DC	MOBILE
HMF2000CMOB 011.872.021	Close	18-52V DC	MOBILE
HMF2000LMOB 011.872.031	Long	18-52V DC	MOBILE



HypaLUME with Mobile Equipment Bracket



TYPICAL APPLICATIONS

- Excavators
- Wash bays
- Warehouses
- Shovels
- Separation Plants
- Coal Handling Processing Plants
- Crushers
- Underground Tunnels
- Conveyor Lines
- Blast-hole Drill Rigs
- Loading Bays
- Continuous Miners
- Workshops
- Fixed Light Towers



A variety of bracket options are available including a Mobile Equipment Bracket (shown), a Fixed Lighting Bracket, pole and cable suspension mounts, all with a wide range of aiming options



HELLA AUSTRALIA PTY LTD

54-76 Southern Road
Mentone, Victoria 3184 Australia
Tel. + 61 (0)3 9581 9299
Fax + 61 (0)3 9583 1838
mining@ha.hella.com
www.hellamining.com

2013 © HELLA Australia Pty Ltd
Printed in Australia

Special note:

The illustrations, information and specifications presented and referred to in this brochure were correct at the time of printing. However, Hella reserves the right, subject to all applicable laws, at any time, at its discretion and without notice, to discontinue or change the specifications or the design of any product referred to herein. The data and suggested applications are given as a general guide only and users should independently evaluate the suitability of each product for any particular application.